



Profile Extra

Coarse Cut Paste Compound



EXTRA
COARSE CUT PASTE
COMPOUND



Product Description

Our "liquid sand paper", Profile Extra is a coarse, water-based cutting compound designed for aggressive compounding on tough resins and gel coats. It removes P600 dry sanding marks from most substrates, leaving a relatively low gloss finish. It is often used in the first stage of a two-step polishing process when high gloss is required.

Product Information

Size	Code	Ctn Qty
3.2kg (113oz)	PRE301	4

Key Benefits

• Efficient in Action	Extra coarse cut for rapid removal of deeper scratch marks from P600 or finer
• Strong and Effective	Good for use on hard surfaces such as composites, moulds or old gel coats
• Lower Gloss Effect	Leaves a low level shine in comparison to many other compounds, making it suitable for use on stone and granite effect items or in the first stage of a two step finishing process
• Durable Results	Contains no added fillers, giving a permanent finish with no risk of die-back
• Safe Solutions	Water based with low VOC content for safer working and easier clean-up



Use With

Machine Application



G Mop 8" Twisted Wool Pad - Single Sided
GMW801



G Mop Flexible Back Plate for 8" Pads
GMB814 (14mm thread)
GMB858 (5/8" thread)
GMB816 (16mm thread)

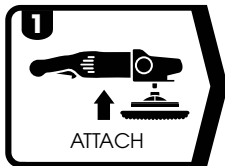


G Mop 8" Twisted Wool Pad - Double Sided
GMW806

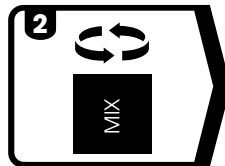


Adaptor for G Mop 8" Double Sided Wool Pad
GMA014 (14mm thread)
GMA058 (5/8" thread)
GMA016 (16mm thread)

How To Use



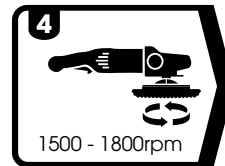
1 Attach G Mop 8" Wool Pad to a polisher



2 Mix product well before use



3 Apply small quantity of the product to the surface or pad



4 Spread and compound at 1500 - 1800rpm



5 Wipe clean with a Finishing Cloth

*It is always recommended to test on an inconspicuous area prior to general use

Technical Information

Appearance: **White coloured paste**
Viscosity: **High viscosity**
VOC Content: **0g/L (non-volatile)**
Relative Density: **1.57**
pH: **9.6**
Surface Types: **Hard tooling and production gel coats and solid surfaces.**

Additional Information

Clean applicators before and after use with a Spurring Brush to prevent dried product damaging the surface being worked on.



Spurring Brush
1090005